


# NG6D



17.5×6.5×12.5

 US E169380
  R50123050

### Features

- Small size, light weight.
- PC board mounting.
- Low coil power consumption 0.2W.
- Suitable for household electrical appliances, automation system, electronic equipment, instrument, meter, telecommunication facilities and remote control facilities.

### Ordering Information

**NG6D A DC12V G**

1      2      3      4

1 Part number : NG6D  
2 Contact arrangement : A:1A

3 Coil rated voltage (V) : DC:5,12,24  
4 Contact plating option : G:Au plated

### Contact Data

Contact Arrangement		1A (SPSTNO)	
Contact Material		Ag Alloy	
Contact Rating (Resistive)		5A/30VDC,250VAC	
Max. Switching Power		150W 1250VA	Min Switching Load:10mA/5V
Max. Switching Voltage		30VDC 250VAC	Max. Switching Current:5A
Contact Resistance		≤100mΩ	Item 4.12 of IEC 61810-7
Operational Life	Electrical	1×10 <sup>5</sup>	Item 4.30 of IEC 61810-7
	Mechanical	2×10 <sup>7</sup>	Item 4.31 of IEC 61810-7

### CAUTION:

Relays previously tested or used above 10mA resistive at 6VDC maximum or peak AC open circuit are not recommended for subsequent use in low level applications.

### Coil Parameter

Dash numbers	Rated voltage VDC		Coil resistance Ω ± 10%	Pick-up voltage V (max) 70%of rated Voltage	Drop-out voltage VDC (min) 10%of rated Voltage	Coil power W	Operate time ms	Release time ms
	Rated	Max.						
005-200	5	6.5	125	3.5	0.5	0.2	≤10	ŷ≤5
012-200	12	15.6	720	8.4	1.2			
024-200	24	31.2	2880	16.8	2.4			

- CAUTION:** 1.The use of any coil voltage less than the rated coil voltage will compromise the operation of the relay.  
2.Pickup and release voltage are for test purposes only and are not to be used as design criteria.

## Characteristics

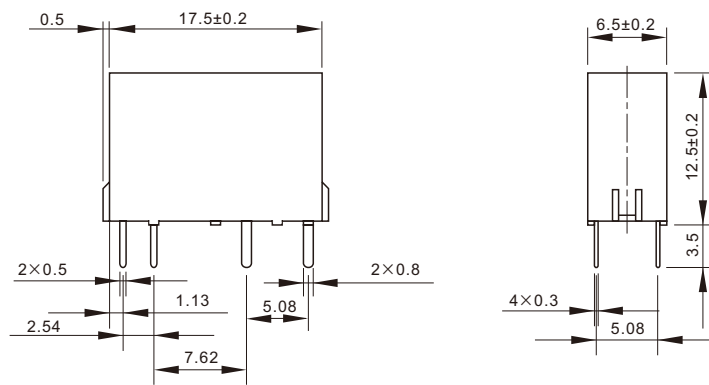
Insulation Resistance	1000M $\Omega$ min (at 500VDC)	Item 4.11 of IEC 61810-7
Dielectric Strength Between Contacts Between Contact and Coil	50Hz 750V 50Hz 3000V surge voltage:6kV	Item 4.9 of IEC 61810-7 Item 4.9 of IEC 61810-7
Shock Resistance	Functional:98m/s <sup>2</sup> 11ms Destructive:980m/s <sup>2</sup> 6ms	Item 4.26 of IEC 61810-7
Vibration Resistance	10Hz~55Hz Functional & Destructive: Double amplitude 1.5mm	Item 4.28 of IEC 61810-7
Terminals Strength	5N	Item 4.24 of IEC 61810-7
Ambient Temperature	-25 $^{\circ}$ C~70 $^{\circ}$ C	
Relative Humidity	5% to 85%	Item 4.16 of IEC 61810-7
Mass	3g	Item 4.7 of IEC 61810-7

## Safety Approvals

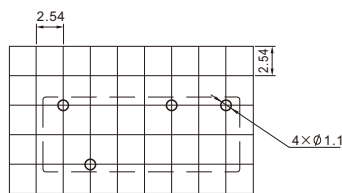
Safety approval	UL & CUR	TUV
Load	5A/250VAC,30VDC	5A/250VAC,30VDC

## Dimensions

mm



Dimensions



Mounting (Bottom view)



Wiring diagram  
(Bottom view)

**CAUTION:** In case of no tolerance shown in outline dimension: outline dimension  $\leq$  1mm, tolerance should be  $\pm$ 0.2mm ;  
outline dimension >1mm and  $\leq$  5mm, tolerance should be  $\pm$ 0.3mm; outline dimension >5mm, tolerance should be  $\pm$ 0.4mm.